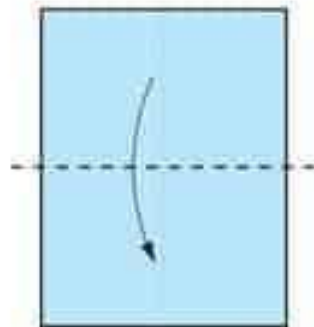
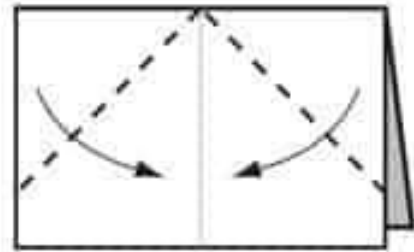


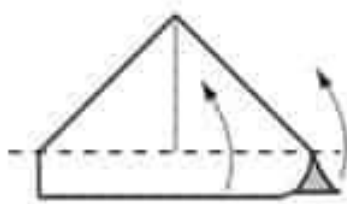
1. FOLD IN HALF



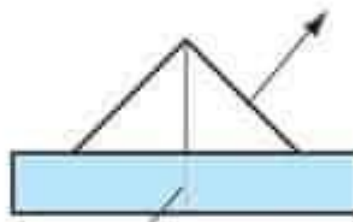
2. FOLD IN HALF AGAIN



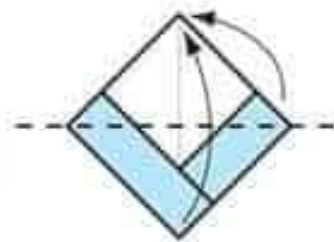
3. FOLD IN CORNERS



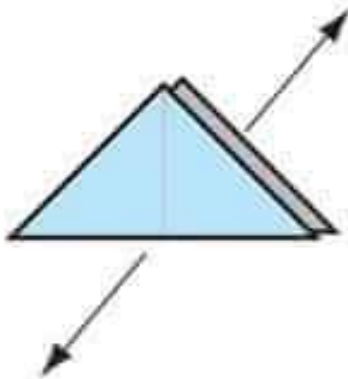
4. FOLD UP EDGES ON BOTH SIDES



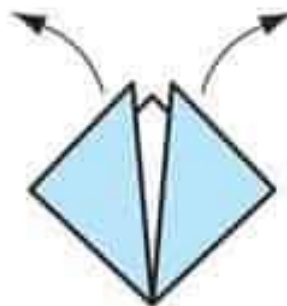
5. PULL THE SIDES OUT AND FLATTEN



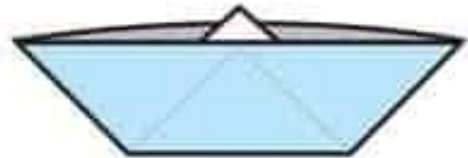
6. FOLD FRONT AND BACK LAYERS UP



7. PULL SIDES APART AND FLATTEN



8. PULL TOP FLAPS OUTWARDS



9. SQUISH THE BOTTOM AND PULL THE SIDES UP

10. TA DAAA!

